

**Welcome to Pearson EasyBridge Plus!**

Everett Public Schools uses a variety of Pearson Products for different content areas. In order for teachers and students to be automatically added and updated nightly and for students to access a wide variety of Pearson products through one point of access, teachers and students use a URL address that is unique to Everett Public Schools.

[Pearson EasyBridge](#) – One log in – then it is a portal to Pearson’s SuccessNet platform and products.

Elementary students using Pearson materials for mathematics will log in to Pearson EasyBridge then:

- Use **Pearson SuccessNet**

**Step One:** Teachers add products to their classes.

**Step Two:** Staff and students log in to Pearson EasyBridge and will find SuccessNet in the upper right of the screen when they log in. They will select SuccessNet to access online curriculum

**Where do we find the link to get to Pearson EasyBridge?** (Screenshots included on next pages)

1. **On district lab or district Windows computers in IE under favorites; in Chrome under Managed Bookmarks, on the EPS Google Apps landing page and on the Grades&More website.**

NOTE: When working within the district, teachers and students are logged in automatically if using a windows computer.

2. **On Chromebooks within the district the URL is found under Managed Bookmarks**

NOTE: Chromebooks and any computers used at home or outside the district network- require a full log in –entering a student ID and network password. This is the same password used to log on to the computer. Links to Pearson EasyBridge are on the Grades&More page.

- At home set-up may require students to add everett\ID# as log in name

**Log in for both staff and students is the same user name and password used to log onto a district computer.**

\*Specialists, administrators and other staff who do not have assigned classes in eSchool– you need to request access by emailing [LMSStaff@everettsd.org](mailto:LMSStaff@everettsd.org).

**Q: How do I set up my classes to start the year?**

A: As you begin a class each year you will Assign Product

1. Log in to Pearson EasyBridge- [Pearson](#)
2. Navigate to a Current classes (if before a term, go to Future classes)
3. Select Assign Product
4. Find the right product on Pearson Product list
5. Check all boxes that apply to the course and scroll to bottom – make certain to hit SAVE
6. Navigate to SuccessNet platform through link on right of screen.

## Expanded Directions

EasyBridge Plus Login - Currently Everett uses Pearson EasyBridge Plus in elementary, middle and high schools.

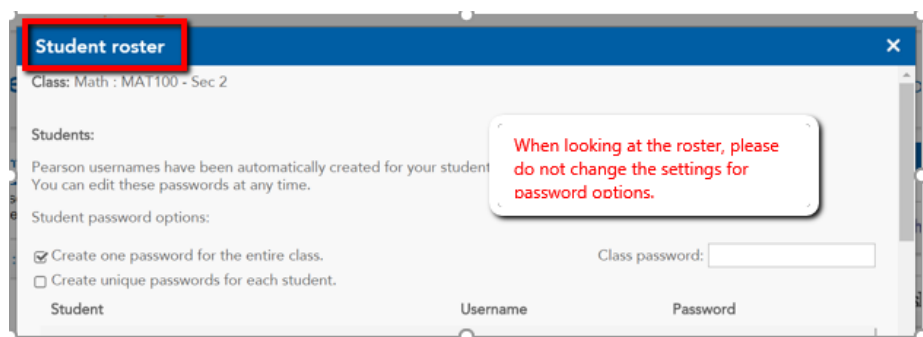
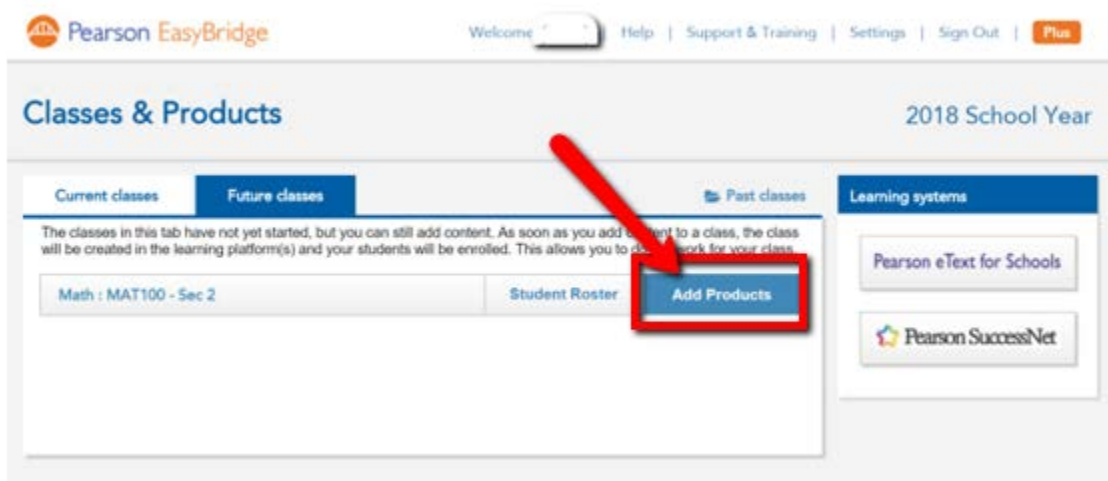


### K-5 Pearson SuccessNet enVision Mathematics

Link here to Everett Public Schools Pearson access point - [Pearson](#)

- Working on teacher, lab or classroom computers – (any district computer that is not a Chromebook) - will automatically log you into Pearson
  - o Just click the link – and you are logged in
  - o Students and teachers are automatically signed in to Pearson – no password required
- Chromebooks or personal devices – students or teachers will need to still log in through [Pearson](#)
  - o User name and password are the same as your network log in (the way you log into computer)

If you have classes in eSchool – once you log in, you will see Classes & Products. A list of classes you are teaching should appear.



[Add Products](#)

**You will see a list of all products associated with Everett Public Schools.**

**Select SuccessNet from the Platform list to narrow your selections. Check the boxes and SELECT SAVE!**

**Add Products** - Math : MAT100 - Session 2

Available Products

Platform: SuccessNet Product Name: enVision

<input type="checkbox"/>	Product Name	Platform(s)
<input type="checkbox"/>	enVisionMATH 2012 National Common Core Grade 1 - (DP-TE-TR-SE-MA)	SuccessNet
<input type="checkbox"/>	enVisionMATH 2012 National Common Core Grade 2 - (DP-TE-TR-SE-MA)	SuccessNet
<input type="checkbox"/>	enVisionMATH 2012 National Common Core Grade 3 - (DP-TE-TR-SE-MA)	SuccessNet
<input type="checkbox"/>	enVisionMATH 2012 National Common Core Grade 4 - (DP-TE-TR-SE-MA)	SuccessNet

**Cancel** **Save**


am | Support | Sign Out | Plus

## 2016 School Year

es

### Learning systems

PEARSON  
**realize.**

 **Pearson SuccessNet**

SuccessNet Plus

**You can find the link to Pearson EasyBridge in bookmarks or on the Student Tools page available at every school.**

